



# CHATTERMARKS

The eNewsletter for Woodturners of Western Puget Sound-

## From Segmented To Ultra-segmented

Mar 2017

Regular meeting is the last Wednesday, of the month

Meet & Greet at 6 PM followed by announcements at 6:30.


Kitsap Adventist School Gymnasium  
5088 NW Taylor Road  
Bremerton.

Other activities include

Featured Demonstration, Refreshments, Show and Tell, Wood Auction, Sandpaper & Glue sales.

See our website at

OPCAAW.COM



Most of us are familiar with segmented bowl turning and the *patience* and *precision* that is required to turn a good segmented piece. This month **Martha Collins**, who hails from Sequim, WA, will be showing us how she took segmentation to the extreme to create laminated turnings of dyed veneered woods.


In her words, she takes the colors, grains and textures of exotic and domestic hardwoods then frames and accentuates them with dyed veneers. What she gets is quite a 'wow' factor, which is enhanced by the petite size of the turnings. In other words, bring your good glasses or you'll miss out on the detail that is within each piece.

The piece in the upper right hand corner is a ceremonial bowl—small; only 3 inches in diameter and 1-1/2 inches in

height. Beyond the ceremonial bowls, Martha also creates bracelets; wearable art, like ear rings; table ware, like salt and pepper shakers; serving trays and bottle stoppers.

Take a cruise around her website at [www.studiomarthacollins.com](http://www.studiomarthacollins.com) to see the wide range of items that she produces. All of it is segmented. Not all of it is turned.

Martha also teaches at the Port Townsend School of Woodworking and has several classes scheduled throughout the year, including woodworking for women.



## President's Corner -

By Larry Lemon, President

I want to thank all of you for the support at the February meeting. At that meeting a new form was introduced at the **Show and Tell and the Wood Auction table**. The form is for you to identify what category, type of turning, wood type and any special comments. Thanks for all who filled them out.

**Taking the time** to fill it out helps in several ways: the photographer has a record of who made each item to credit the pictures of your work, Show and Tell flows better since each item is identified, there is a record of who submitted items for the Presidents challenge and the Auctioneer has a better idea of what type of wood he is selling. All of these things help keep the meeting flowing smoothly and efficiently.

**One change from last month to help Show and Tell move along quickly** – if you have a piece that you want to mention something special about it, mark that on the form. If you only want to have the piece photographed and be on the table, mark it that way.

Last month I talked about the benefits of joining our national organization. AAW, the American Association of Woodturners, announced a new enrollment enticement for those who have never been a member. There will be an offer from April 1 through June 30. If you are new to AAW, you can join for \$30 for the year, which is 50% off the regular price of \$60. If you want to check it out first, you can go to <http://www.woodturner.org> and click on 'guest'. You can register as a guest and have partial access to the site for 60 days. If you decide to join you must go to a special link <http://tiny.cc/AAWNewGen> to get the discount price.

AAW has been improving their Web Site and has added new sections and improved the method of navigation throughout the site. In addition to the bi-monthly printed magazine there is now a bi-monthly online magazine in the alternate months, "Woodturning FUNDamentals." There are now two sections of videos available, one contains videos produced through AAW and the other is a section of video links to online videos that have been reviewed for safety, accuracy, content etc.

I want to encourage everyone to check out the AAW site, member or not; you may

be surprised what you find. AAW is striving to address the needs of all levels of turners from beginners through advanced.

I hope you have considered attending the Oregon symposium as well as others that are coming up in the future. The national (AAW) website is where you can find out more about all events around the country, including the ones near us. Early warning – **AAW's National Symposium will be held in Portland in 2018**. Make your plans.

Have fun turning, be safe, come to meeting and share what you are doing.

—LL



## President's Challenge —

This project will be shown at the **APRIL** monthly meeting

*Paint It, Burn it, Pierce it, Carve it, etc.*  
— **EMBELLISH! It's your choice**

You have completed a turning and now want to do more with it. This month's challenge (to be shown at April's meeting) is to take your turning one step further by Embellishing. The possibilities are endless. Show us what you can do. I would expect that we will be treated to a wide variety of methods and ideas some new and some old.

I want to thank all who submitted Goblets for the February challenge. We had an impressive display. If you filled out a ticket and left it on the table you will be entered into the drawing for the prizes at the end of the year. If you forgot to fill one out please let me know so you can be included.—LL, Prez



Join **OPCAAW**  
**Facebook Page**

If you're an OPCAOW (Olympic Peninsula Woodturners) member, you can easily join our Facebook page. If you're NOT a member, you can still join—if you can make it past the gate keeper.

Keep up on what's happening. Post your latest project.



# Sawdust Session

## March 12, 2017



**Jimmie Allen**, pulling double duty, demonstrating box making and sharpening.



Hands-on working at box making techniques.



**Dan Ackerman** explaining his 3/8" chuck and glue block combo.



**George Kromka** demonstrating skew work and showing how to make flowers and other things.

Resident Kiwi, **John Elliott** teaching tool control to make tops and honey dippers.



VP of Training, **Jamie Straw**, was quite pleased at the turnout for the March 12th Sawdust Session. Directed mainly at the novice turner, an estimated 40 members gathered around various demonstrations to learn everything from pen making to sharpening. Sawdust sessions are the club's way of giving hands-on experience to members to take home and duplicate in their own shops.

# Round Robin


## Feb 22, 2017

The general meeting for February was a 'Round Robin' of demonstrators instead of just one. Stations located around the room showed members various problems and techniques that turners encounter every day.

**Jimmie Allen**, again, drawing a big crowd as he demonstrates techniques in tool sharpening.




**Brad Stave** talking about hollow forms.



**Jim Leary**—what to do with that block of wood you have.

Want to photograph your work? **Valerie Henschel** shows how to do it with just your phone.



**John Elliott** the 'go-to' guy for tool control.

# Calendar of events, shows, classes and other things

2017

- Mar 12— Sawdust Session—Sunday 9 am to 3 pm.
- Mar 25— A day with Trent Bosch—NWWW Anacortes, WA  
<http://www.nwwwt.org/BoschDemo.pdf>
- Mar 29— Monthly Meeting-Martha Collins with her exquisite laminated turnings.
- Apr 26— Larry Lemon demonstrating the Lichtenberg embellishment machine.
- Apr 30— Sawdust Session—Sunday 9 am—3 pm.
- May 29— Monthly Meeting Jimmie Allen & Jamie Straw on Negative Rake Scrapers.
- Jun 28— Monthly Meeting-Ralph Linberg—holding wood on the lathe.
- Spring— Two Molly Winton classes. Pyrography and Miniatures. Limited attendance.

## Can you top this?

Last month **George Kromka** brought in 40, yes **4—0**, tops that he had turned for the Kitsap County Fair, where our club has a booth. Busy little beaver that George.



His main motivation was the red (or blue) tickets that you get for turning tops. That is **one** ticket for every **three tops**.

So why should you care? Come Christmas time and the annual Christmas party, special gifts and prizes will be 'raffled' off using the 'red' tickets. The more tickets you have in the pot, the better your

chances of getting some great prizes. Of course, you have to show up to win.



## PROVO, UT—Home of Craft Supply.

If you're going to be in the area, you might want to check out some of the many workshops that Craft Supply hosts. Go to their [Workshops](#) page to see the schedule.

Speaking of one of my favorite catalog companies, they also have many videos on their [website](#) on a variety of subjects. Check out this one about [face shields](#).



## APPLY THIS STAMP TO YOUR DUES—

Want to feel free from harassment? You could pay your dues for the YEAR at only \$30 per person.

REMEMBER— **Half** of our operating budget comes from dues.



## —THANK YOU—



Thanks to all of those who responded to the plea to respect the "tip jar" at the snack stand. It helps pay for our goodies.





# Around the Club

## Membership List

Several members have voiced an interest in having a list of members and their contact information. Other members have run from the idea like it was the Plague. Love it or Hate it, the Board is trying to develop a method that everyone can have their desire.

Be looking for an “**Opt-in**” sign-up sheet where you can give permission to share *some, none or all* of your personal data with other club members.

Of course, in these times, if you have someone’s phone or email address, you should always use caution with it—like not giving it out without permission, or using BCC (Blind Courtesy Copy) to hide addresses when sending out an email to multiple recipients.—JTC



## Speeding things up

We always seem to be in a time crunch at the meetings. In order to help things move along and not totally bore the audience, we have initiated an information sheet for both Show and Tell and the Wood Auction.

Fill out the sheet. Check off the correct information or fill in the blank. This will help the S&T person describe the item without spending valuable time trying to get the turner’s attention for his/her input.

**Here’s a change—** if you have brought more than ONE Show and Tell item, please choose the one you wish to talk about and fill out the detail description portion. For the other pieces, just mark it “for photography” and we’ll know that you don’t want to drone on about it, just photograph it.—JTC



Want to try this embellishment? It’s a Lichtenberg machine burn. Fascinating to watch it in action. Larry Lemon will demonstrate one at the April meeting.

## Tips from the National Sanding Curves on Spindles

To help create a fair curve when sanding coves, AAW member, Joe Larese of New York, turned a special tool that he uses to sand complex curves, like on a finial.



It is a 1 ½” diameter cone about 4” long, and it has proven to be a versatile sanding aid. He wraps the cone with a piece of sandpaper and matches the diameter with the turning. Where the curve is different, he just moves the cone to match the new diameter. To expose fresh abrasive, rotate the cone.



## We Welcome—

For January & February, we welcome as new members—**Tony Duarte, Kathie Baxter, John Winslow, and Brian Johnson.**

Old members, take a minute to greet these new recruits. Remember how lost you felt when you first joined? No? Well, that’s just because you’re old.



A member of the club was overheard describing a forehead slapper.

After applying a liberal coat of thick CA glue to his project, he turned the lathe on while standing in front of his turning.

As you might guess, the glue was not dry and he painted a stripe of glue on the face shield of his expensive Trend air filter and shield.

Hmmm, don’t think he’ll be doing that again any time soon.

## CLUB SPONSORS

Many of these sponsors will honor your membership badge with a discount.

**CRAFT SUPPLIES USA**  
THE WOODTURNERS CATALOG

- Low Price Guarantee
- Largest Selection
- Quality Products
- Superb Customer Service
- Fast, Low Cost Shipping
- Family Owned Since 1982

**LOW PRICE GUARANTEE**  
We shop our competitors so you don't have to!  
woodturnerscatalog.com/PriceGuarantee

We constantly compare our prices to other companies to make sure we offer you the best possible price. If you find a lower price elsewhere, we'll match or beat the price!

1-800-551-8876 • woodturnerscatalog.com

[www.edensaw.com](http://www.edensaw.com)  
Port Townsend: 211 Seton Road  
Port Townsend, WA 98368  
(360)-385-7878  
Fax: (360) 385-5215  
Toll-Free: (800) 745-3336

**EDENSAW**  
WOODS, LTD.

Now with a full line of  
Rockler Supplies

TURN TO  
PACKARD  
FOR QUALITY  
TURNING TOOLS  
AND SUPPLIES

**Packard**  
WOODWORKS  
INC.

The Woodturner's Source

[www.packardwoodworks.com](http://www.packardwoodworks.com)  
1-800-683-8876

**D-WAY TOOLS** Simply the finest  
lathe tools available

[www.D-WayTools.com](http://www.D-WayTools.com) DWayTools@htc.com 360/432-9509

Create with Confidence

**ROCKLER**  
WOODWORKING AND HARDWARE

[www.rockler.com](http://www.rockler.com)  
345 Tukwila Parkway  
Tukwila, WA 98188  
206-244-9161



877-672-5275  
[Www.cookwoods.com](http://Www.cookwoods.com)

**The Board Hoarder**

Wood for the woodworker

Steve Bartocci, 206-359-4300 • wopwoody@comcast.net

**CHATTERMARKS**  
is produced by  
and for

The Olympic  
Peninsula Chapter of The American Association  
of Woodturners -  
**OPCAAW**

and is published  
monthly both  
electronically  
and for printed  
distribution. All  
articles are copyrighted by OP-  
CAAW unless otherwise  
noted. Letters to  
the Editor and  
article submissions are  
welcome.

Jim Conway,  
Editor



# The Mentoring Program

**CONSIDER A MENTOR**—The OPCAOW Mentors are a select group of artisans and professionals who we have designated to promote, encourage, and guide novice and intermediate woodturners within our organization. Mentors provide counsel on subjects like shop setup, equipment purchase, safety, wood preparation and specialized skills. These are some friendly folks willing to give you a point in the right direction.

While not actually a formal training program, meetings with mentors often become just that. In some cases, advanced formal instruction is available at

an hourly rate.

OPCAOW Mentoring is available only to members. Please bring your current badge with you to the first session.

The current Mentors are:

<b>Dan Ackerman</b> (Brinnon)	360-796-4155
<b>Tones Briggs</b> (Port Orchard)	360-271-6448
<b>Bob Hickernell</b> (Bremerton)	360-479-5501
<b>George Kromka</b> (Bremerton)	360-373-1028
<b>Jim Leary</b> (Kingston)	360-297-5872
<b>Jim McFarland</b> (Shelton)	903-352-9807
<b>Brad Stave</b> (Gig Harbor)	206-910-5459

## OPCAOW Officers & Staff

### BOARD OF DIRECTORS

**Larry Lemon**, President  
C: 253-278-9058  
President@OPCAOW.com

**Jamie Straw**, VP Training & Education  
C: 360-551-9233  
Training@OPCAOW.com

**Jim Conway**, VP Public Relations  
C: 360-531-0168  
PublicRelations@OPCAOW.com

**Larry Matkins**, VP Membership  
C: 360-551-1044  
Membership@OPCAOW.com

**Vern West**, Secretary  
H: 360-479-8634  
Secretary@OPCAOW.com

**Jon Geisbush**, Treasurer  
H: 360-297-1773 C: 360-362-2869  
Treasurer@OPCAOW.com

**George Otterson**, Sergeant-at-Arms  
C: 206-295-7086  
SergeantatArms@OPCAOW.com

### STAFF POSITIONS

**Jeff Brody**, Webmaster  
360-692-4147  
Webmaster@OPCAOW

**Jim McFarland**, Librarian  
903-352-9807

**Barbara Davis**, Glue & Sandpaper Sales  
C: 360-731-2725

**Jeff Childs**, Video Director  
C: 360-303-7074

**Jeff Nagley**, Cameraman  
360-229-3900

**Bruce Claiborne**, Cameraman  
206-842-2491


**Ray Ewing**, Cameraman  
360-551-9233

**Chuck Cook**, Cameraman  
360-698-4915

**Stan Stumbo**, Audio  
206-842-1458



A proud sponsor of The Olympic Peninsula  
Woodturners



Show-quality  
figured bowl, pen, and  
spindle blanks  
[nwfiguredwoods.com](http://nwfiguredwoods.com)

**"If you don't  
blow up a  
bowl every  
now and  
then,  
you aren't  
trying hard  
enough."**

**-- Dick Raffan,  
Master  
Woodturner**

