

Sharpening Your Turning Tools with Jim Echter



You cannot learn to use your turning tools unless they are set up with a proper skew angles, bevel angles, tip profiles and honed razor sharp. After demoing at symposiums and for many clubs around the country, I have discovered that most turners don't have their turning tools properly profiled and sharpened. This is one main reason turners have issues learning to turn. I'll show you how to take a factory new or an old tool, put on a proper profile, grind the bevel to the correct angle, profile the top and bottom surfaces and how to hone for a razor sharp edge. Once done, then you will be able to easily maintain that razor edge. Then I'll share a tip on how to easily put a proper fingernail profile on a gouge, sharpen a parting tool and modify standard calipers so they are safe to use.

Topics Planned:

- Sharpening Spindle Tools
- Sharpening Bowl Gouges
- Sharpening Scrapers
- Discuss Grinding Wheels
- Review Grinders vs Belt Systems
- Discuss Slip Stones and Honing Systems
- Review Jigs – Wolverine, Tru-Grind and Homemade
- Learn a Tip to Easily Achieve a Perfect Fingernail Profile
- Modifying Calipers so They are Safe to Use When Turning Wood



Please have a few of your tools with you so you can compare your profiles and grinds with mine. Thanks Jim

Note: For more information on Jim checkout the following:

Jim's website at www.tcturning.com. There are two articles he wrote for the AAW Journal that are worth checking out. The first is on all the different sharpening systems on the market and the other is on making an inexpensive belt sharpening system.

**April
2021**

**Regular
meeting is
the last
Wednesday,
of the month
THIS MONTH
WE ARE
Meeting
VIRTUALLY**

**Members in good
standing
should watch
for the link
via email.**

*Remain in
Good Stand-
ing Pay your
Dues online*

**Other
activities
include**

**Featured
Demonstration,**

**BYO
Refreshments,**

Show and Tell,

**See our
website at**

OPCAAW.COM

President's Corner

As we get deeper into spring and we have more light in the evenings, it is a lot easier to get back out the shop after supper. This time of year is great. I would like to share some of the discussions we have been having during our board meetings. The first one is "When should we start having face to face meetings back at the school". As much as we want to start we are still constrained by the State health department. Several of the local counties have gone back to level II. One thought we have had is to start doing some small open shop sessions like we have done in the past. They would be less than 10 people and as the weather gets nicer in more of an "open air environment "...The garage door is open...or something like that.

We have also been discussing buying some better small lathes so that when we do get back together we can have formal classes given by our members to our members on a regular basis. We are able to do this because of the tremendous support our membership has shown by supporting our numerous wood sales. All in all our club has survived this pandemic rather well and we on the board are very thankful.

So next time you see a board member give them your thoughts .. Thanks

Brad Stave, OPCA AW President

Let's get you into Show and Tell at the Zoom meeting!

It's time to submit photos of your recent work for the **OPCAAW Virtual Show & Tell** for **April**. All photos submitted by **8 p.m. on Monday, April 26th** will be included in the **Show & Tell** presentation during our **Zoom** meeting **Wednesday, April 28th**

You can submit up to two photos each of two projects. Please place your items on a plain background and make sure to focus your camera on the part of the item you wish to emphasize.

Send photos in .jpg format to;

webmaster@opcaaw.com

and should be saved as a large .jpg file. File size should be at least 1 mb. **Jeff** will contact you if there is a problem with your submission.

If you have not paid your membership dues yet .. Not to worry you can do it by going to the OPCA AW Website and clicking on "Renew Membership"

March's Presidents Challenge—Turn an Egg




Sandi Swayze



Jim Leary



John Fisher



John Fisher



Valerie Henschel

I missed the meeting but I was dully impressed with these entries ... pretty darn cool .. Especially John Fishers Fried Egg

Thanks Brad Stave—President

OPCAAW Auction Process (Repeat)

Olympic Peninsula Woodturners are pleased to offer a monthly auction on our website. Each month, you can bid on special items selected for auction by the board.

In general, the club plans to conduct one auction at a time, each a week in duration and each starting the night of our regular monthly meeting. Whether there is an auction each month will depend on there being a worthy item available.

The proceeds of all auctions will benefit the club.

The online auction process is relatively simple, but there are some key steps to participate, including:

1. You must register as a customer on our website. To do so, go to <https://opcaaw.com/my-account/> then enter your email address and create a password. Only registered customers can participate in our auctions.
2. Once you have created an account, you visit this page subsequently to log in. The website should remember you and automatically sign you in on subsequent visits.
3. As a registered customer, you can participate in our auctions. Notice of auctions will appear in the right-hand column on each page of our website.
4. If no auction is underway, you will see the words "there are no auctions at this time" in the sidebar. When an auction is live, there will be a photo of the item being auctioned, a count-down clock showing how much time is left in the auction, and a link to the auction.
5. If you wish to bid, follow the link to the auction page. The auction page contains a description and photos of the item being auctioned, as well as the current state of the auction (the amount of the next bid).
6. The auction software allows for proxy bid-

ding. You can either bid the minimum amount, or you can submit a maximum bid for the item. If you set a maximum bid, the auction software will automatically increase your bid up to the maximum you set in response to other bidders.

7. If another bidder exceeds your bid, you will receive a notice letting you know that you've been out-bid. You can then choose to stop bidding, to submit a new bid, or to increase your maximum bid.

8. Each auction will end at a set time. Whoever has submitted the highest bid when the auction ends will be notified that they have won the item and will be directed to PayPal, where payment can be made using a credit card or a PayPal account.

9. Once you have paid, the club will contact you regarding how you can obtain the item you have won.

10. All auctions will be open to anyone who registers on our website. The winning bidder will be responsible for picking up the item locally or paying the shipping .

The OPCA AW Board hopes that making items available through online auctions while in-person meetings are not possible will further boost your interaction with and connection to the club.

If you have any questions about how the auctions work or how to register as a customer on the website, please contact webmaster@opcaaw.com.

OPCAAW Monthly Auction

This bandsaw was purchased 4 years ago, new from Sumner Woodworking it has been used very little and the last 3 years it has been storage . It is a 10" Wood Band Saw and can handle a variety of cutting needs designed for precision cutting. The General Wood Cutting Bandsaw features a tilting table for any angle up to 45 degrees and a band saw blade tracking window for viewing. Unit also has a "gooseneck" light built in.

- Sturdy welded steel frame allows bandsaw to be used as a benchtop or a floor bandsaw
 - 1/3 HP induction motor easily handles various cutting needs
 - Precision upper & lower ball bearing blade guides, provide blade stability
 - Extra-large, 13 3/8" x 13 1/8", cast iron table with slide out steel extension wing
 - Will cut boards up to 4" thick and the throat is 10" (Distance from the blade to support arm)
 - Quick release blade tension for fast blade changes and re-tensioning of blades
 - Tilting table allows table to be tilted out to 45 degrees or any angle between 0-45 degrees
 - Convenient blade tracking window to view bandsaw blade tracking
 - Flexible gooseneck style work light provides visibility without blocking users view of work
 - Reinforced steel base can be bolted to work as a benchtop unit or used with a stand
 - One-piece welded frame design reduces bandsaw vibration
 - Huge doors and easily accessible bandsaw blade tension knob, for fast blade changes and adjustments
 - Multi-size dust port fits 4", 3" & 2" hose
- Safety lock-out switch with removable key to prevent unauthorized bandsaw use



Calendar of events, shows, classes and other things

CHATTERMARKS

April 28th—5:30 pm – 8:30 pm – Regular Meeting - Sharpening your tools with Jim Echter

April 24th – Tech Talk with Coffee -- Talk Shop Online

May 8th 10:00 am – Tech Talk with Coffee -- Talk Shop Online

May 12th—7:00 pm – 9:00 pm – Board Meeting Online

May 16th—Wood and Glue sale

June 30th 5:30 pm – 8:30 pm – Meeting online via Zoom - Demonstration is TBD

More to follow and you can *keep up to date at our club website* [calendar](http://opcaaw.com/my-calendar/):

<http://opcaaw.com/my-calendar/>

Wood Wranglers Update -Wood and Glue Sale May 16th

In late April OPCA AW received a tremendous donation from one of our long time members Bob Hinkernell. Bob has been in the club over 30 years and has been a valued member from the beginning . Bob's donation is a significant collection of woods from all over the world . All of the wood has been dearly taken care of and is in tremendous shape.

Bob also did coring and we received a number of cored bowls ready to go on the lathe . Because of the nature of the wood (great stuff) we will mark each piece with a very favorable price (even to crusty old cheap wood turners). Many thanks are due to Bob, It's a very generous donation. Thanks Bob from all of us.

The Event will be Sunday May 16th at the 7th Day Adventist School (Our regular meeting place) from 1:00pm to 3:00pm

"...craft is about making things well...art is about manipulating and arranging materials to visually articulate an idea." (from Studio Craft as Career by Paul Stankard)

April
2021

Page 6

CLUB SPONSORS

Many of these sponsors will honor your current membership badge with a discount.



ROBO HIPPIE: WORKING WITH WEAPONS OF MASS DESTRUCTION & OTHER WOOD TURNING TIPS.

541.463.9634


REEDGRAY@COMCAST.NET



Sumner Woodworker Store



www.nilesbottlestoppers.com



Show-quality
figured bowl, pen, and
spindle blanks

nwfiguredwoods.com

800-556-3106

**“When the
wood is
pretty,
keep it
simple!”**

**Mike
Mahoney**

BOXMASTER TOOLS

D-WAY TOOLS

Simply the finest
lathe tools available



www.D-WayTools.com DWayTools@hctc.com 360-689-4541

CLUB SPONSORS

Many of these sponsors will honor your current membership badge with a discount.

CRAFT SUPPLIES USA
THE WOODTURNERS CATALOG

- Low Price Guarantee
- Largest Selection
- Quality Products
- Superb Customer Service
- Fast, Low Cost Shipping
- Family Owned Since 1982

LOW PRICE GUARANTEE
We shop our competitors so you don't have to!
woodturnerscatalog.com/PriceGuarantee

We constantly compare our prices to other companies to make sure we offer you the best possible price. If you find a lower price elsewhere, we'll match or beat the price!

1-800-551-8876 • woodturnerscatalog.com

www.edensaw.com
Port Townsend: 211 Seton Road
Port Townsend, WA 98368
(360)-385-7878
Fax: (360) 385-5215
Toll-Free: (800) 745-3336

EDENSAW
WOODS, LTD.

Now with a full line of
Rockler Supplies

TURN TO
PACKARD
FOR QUALITY
TURNING TOOLS
AND SUPPLIES

Packard
WOODWORKS
INC.

The Woodturner's Source

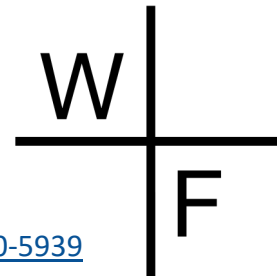
www.packardwoodworks.com
1-800-683-8876



WANE +
FLITCH

LIVE EDGE WOOD FURNITURE

<https://www.waneandflitch.com/> (253) 200-5939



Create with Confidence



www.rockler.com

345 Tukwila Parkway
Tukwila, WA 98188
206-244-9161



877-672-5275

Www.cookwoods.com

The Board Hoarder

Wood for the woodworker

Steve Bartocci, 206-359-4300 • wopwoody@comcast.net



The Mentoring Program

CONSIDER A MENTOR—The OPCA AW **Mentors** are a select group of artisans and professionals who we have designated to promote, encourage, and guide novice and intermediate woodturners within our organization. Mentors provide counsel on subjects like shop setup, equipment purchase, safety, wood preparation and specialized skills. These are some friendly folks willing to give you a point in the right direction.

While not actually a formal training program, meetings with mentors often become just that. In some cases, ad-

vanced formal instruction is available at an hourly rate.

OPCA AW Mentoring is **available only to members**. Please bring your current badge with you to the first session.

The current Mentors are:

George Kromka (Bremerton) 360-373-1028

Jim Leary (Kingston) 360-297-5872

Brad Stave (Gig Harbor) 206-910-5459

Go to this [link](#) on our [website](#) for an updated article on the Mentor Program — what it takes to be a good mentor!

BOARD OF DIRECTORS

Brad Stave, President

C: 206-910-5459

President@OPCAAW.com

Larry Lemon, Past President, VP Training,

FaceBook Admin

C: 253-278-9058

PastPresident@OPCAAW.com

Training@OPCAAW.com

Brad Stave (T), VP Public Relations

C: 206-910-5459

PublicRelations@OPCAAW.com

Cecilia Williams, VP Membership

C: 760-613-6575

Membership@OPCAAW.com

Denise Larsen, Secretary

Minuteman@OPCAAW.com

Ray Ewing, Treasurer, FaceBook Admin

C: 360-813-2820

Treasurer@OPCAAW.com

Vacant, Sergeant-at-arms

SergeantatArms@OPCAAW.com

Jeff Brody, Board Member at Large, Webmaster

C: 360-692-4147

Webmaster@OPCAAW.com

Brad Powers, Board Member at Large, audio

C: 360-271-7965

AtLarge1@OPCAAW.com

STAFF POSITIONS

Vern West, Librarian

H 360-479-8634

John Clauson, Glue & Sandpaper Sales

Dave Robbins, Video Director

C: 253-260-8724

Jim Robbins, Cameraman

C: 253-571-9467

Bruce Claiborne, Cameraman

C: 206-498-3045

Valerie Henschel, Wood Auction, Facebook Moderator

C: 360-808-7743

CHATTERMARKS is produced by and for **The Olympic Peninsula Chapter of The American Association of Woodturners - OPCA AW** and is published monthly electronically. All articles are copyrighted by **OPCA AW** unless otherwise noted. *Letters to the Editor* and article submissions are welcome.

Brad Stave, Editor

Photos from prior month's meetings are posted on our [website](#) at:

<http://opcaaw.com/gallery/>