

# Coloring with Don Derry

***Live and in person demo this month!***

*Join us at the Apple Diner before the meeting and meet Don Derry*



Don Derry is working in Chinese elm because the open grain structure and neutral wood tone lends well to the coloring process he is developing. The colors are pigments from an industrial paint supplier and aniline dyes. The pigments are hand rubbed into the unfinished wood, sanded to the appropriate contrast, blended with solvent and sometimes enhanced by air brushing. Each hollow form is then sprayed with 7 to 10 coats of water white lacquer followed by a 6 step and very intense hand polishing routine until the surface is optically perfect. To give a perspective on the whole process Donald states that, "Coloring, finishing and polishing easily takes more time than the woodturning."

## About Don Derry

Donald has been a woodworker for 35 years and has made everything from fine furniture and cabinetry to rock and roll guitars. "Turning appealed to me because it isn't dependent on the cutting, fitting and endless measuring that my cabinetmaking required." So in 1993 He began in earnest to teach himself the craft of Woodturning.

**MAY 2022**

This month's meeting is May 25th at Kitsap Adventist School, 5088 NW Taylor Road, Bremerton.

**In-person meeting.**

**Masks optional.**

**Attend virtually via Zoom.**

**Other activities include**

**Featured Demonstration,**

**BYO Refreshments,**

**Show and Tell,**

**See our website at**

**OPCAAW.COM**

## President's Corner

OPCAAW has some great events planned for the summer here they are in chronological order with some of my comments.

June 11th and 12th will be the Artistry in Wood Show and has expanded to include OPCA AW. Make sure you enter some work so the OPCA AW has a great showing to register go to [www.kitsapcarvers.org](http://www.kitsapcarvers.org). There also a few spots on the schedule left for folks to help out. The shifts are only 2 hours. I will be passing a schedule around at our meeting on the 25th. We also have a few tables left if you want to sell your work. On Saturday, August 13th Larry Lemmon will again host a picnic at his home. The club will provide hamburgers and dogs and members will bring a Potluck.

Larry Lemon will again be organizing the event at the Kitsap Fair and will be passing around sign up sheet for helping out. The dates for the fair are Wednesday Aug.24th thru the 28th.

Pre Covid the OPCA AW Board of Directors decided to not hold our xmas party in December because we were getting a low turnout. That was in late 2019, COVID hit and we postponed for a year, had a zoom party. what can I say about that party... Flash forward to 2022 and the board decided that we as a club had a great revenue stream in 2021 that we wanted to share with the club members. So the board allocated \$1700.00 for gifts to be given away in a drawing along with what our sponsors donated. The decision was also to hold the member celebration at a normal Wednesday night meeting. This year that will be held Wednesday night August 31st. The drawing will include members in person and zoom participants that are members.

Thanks for all your continued support.

**Brad Stave, OPCA AW President**

### Enter your work in Artistry in Wood Show

Go to [kitsapcarvers.org](http://kitsapcarvers.org)

Click on the "Download Forms" tab at the top of the home page

If you want to read the rules for the whole show click on "2022-Prospectus.pdf"

If you want to enter the show after you read the Prospectus, click on the 2022 Registration -form v-00.pdf fill the form out.

Note: the Wood turning Division is "P" see page 9 in the prospectus.

The form has to be sent in by June 6<sup>th</sup>. See the details in the prospectus and all entries will be dropped off at the Sheridan Community Center on June 10<sup>th</sup> the judging will take place Friday Night.

To renew your membership by going to the OPCA AW.COM website, please log in and then and click on

**"Renew Membership."**

**The May 25th general meeting will in-person at the school and via Zoom and there will be a wood auction, show and tell.**

**Mask are optional for all attendees**

**If you don't feel well, please stay at home and ZOOM**

*OPCAAW is in process of scheduling classes at the 7<sup>th</sup> day Adventist school every last Sunday of the month. OPCA AW has contracted with the school to rent the space. So the price of the classes will be minimal so we can cover the cost of renting the school and each class will have a material fee and will be different for each class based on the material required.*

May 29 – Natural Edge Bowls with Roger Dunn

This class will require some turning experience

June 26 – Long Stem Goblet with Jim Leary

July 31 – How to turn a Pepper Mill with Scott Overby

– more info to follow

## 2022 Name Tags Available May 25

Members who plan to attend our May 25 meeting will be able to pick up your 2022 name tags.

If you were a member pre-COVID, please bring your name tag holder in so we can reuse it.

If you joined since the outbreak of COVID and during the time when our meetings were by Zoom only, you will receive a name tag holder along with your name tag.

The new name tags will be available at the membership table in the back of the meeting room starting at 6 p.m. If you are picking up your name tag, please do so before the start of the demonstration.

**“He who works with his hands is a laborer. He who works with his hands and his head is a craftsman. He who works with his hands and his head and his heart is an artist.” — St. Francis of Assisi**

**Time to start turning spinning tops again  
for the  
*Kitsap County Fair***

# Calendar of events, shows, classes and other things

## CHATTERMARKS

**May 25 7 pm – Don Derry – Coloring**

**Upcoming Meeting Demos at School & ZOOM:**

<b>May 25</b>	<b>– Don Derry</b>	<b>Coloring</b>
<b>Jun 29</b>	<b>– Pat McCart</b>	<b>3 Foot Bowls</b>

**Upcoming OPCAOW Classes:**

<b>May 29</b>	<b>– Live Edge Bowl</b>	<b>– Instructor Roger Dunn</b>
<b>Jun 26</b>	<b>– Long Stem Goblet</b>	<b>– Instructor Jim Leary</b>
<b>Jul 31</b>	<b>– Pepper Mill</b>	<b>– Instructor Scott Overby</b>

More to follow and you can *keep up to date at our club website* [calendar](http://opcaaw.com/my-calendar/):  
<http://opcaaw.com/my-calendar/>

The folks that run our meeting snack bar are looking for suggestions on which kinds of sodas you would like to see us carry. Please go to our Facebook page (<https://www.facebook.com/groups/opcaaw/>) and leave a comment on which sodas you would like to have available.

"...craft is about making things well...art is about manipulating and arranging materials to visually articulate an idea." (from Studio Craft as Career by Paul Stankard)



## AAW 36th Annual International Woodturning Symposium

June 23-26, 2022 • Chattanooga, Tennessee

Join us for 3 days of programming sure to enrich your woodturning experience!

- **Learn quickly all in one venue.** For all skill levels and interest areas. Choose from 100+ demos and panels. Internationally known demonstrators. Top woodturning talent.
- **Get motivation and inspiration.** Stunning exhibitions of work by many of the best artists in turning today. Instant Gallery with 1,000+ pieces.
- **Shop the Trade Show.** Browse the world's largest woodturning trade show. 100+ exhibitor booths. Ongoing demos.
- **Questions?** 651-484-9094, 877-595-9094 toll free U.S.

Details and registration at <http://tiny.cc/AAW2022>  
Visit us at [woodturner.org](http://woodturner.org)



MAY 2022

PAGE 4

# Our Resources Pages Offer Rich Content Whether You are a Beginning Wood Turner or More Advanced

*There's a wealth of information about our club and many resources that can improve your woodturning skills at OPCA AW.com. When you are seeking help, be sure to look on our website.*

There is probably more content in the Resources section of OPCA AW.com than there is in all the other sections of the website combined.

From the main menu across the top of any web page on our site, click on the Resources link.

The Resources page was designed to be a gateway to the world of wood turning for interested readers of all skill levels.

Place your cursor over the Resources link in the main menu and you will see there is a sub-menu that leads you to several pages. The sub-menu includes: For Novice Turners; Bowl Turning; Pen Making; and Boxes.

There are also several Resources pages under construction. These include: Hollow Forms; Sanding, Embellishment and Finishing; Segmented Turning; and Turning Projects. Please contact me (webmaster@opcaaw.com) to let me know which page topic you would like to see go live next and I'll work to get those up and running.

Let's look at the content of the main Resources page first.

Throughout this page you will find links to documents, videos and other websites that support wood turning and offer information or tutorials about how to do various kinds of turnings.

At the very top of the page is a link to a document you should print out and post in your shop with safety suggestions and first aid tips on dealing with the types of injuries that might occur while working on a lathe or with wood.

The first section, "Video Resources for Turners," contains links to the four Resources sections that are live on the site.

Especially useful for new turners is the link to the "Resources for Novice Woodturners" page, which has links to documents and video that can help you select a lathe and lathe tools, set up a wood turning shop, cut raw wood into blanks for turning and understand the basics of using a lathe to turn wood.

Like all videos we promote on the site, each video link has been vetted by the American Association of Woodturners to assure that the videos model proper safety procedures and turning techniques. You can search for things on YouTube, but you can't be sure if the person who posted the video knows what they are doing, demonstrates the safe way to turn, and shows techniques that are effective. We try to get you to the best video demonstrations by making sure all our links are to vetted demonstrators.

This is the fifth in a series of monthly Chatter Marks articles that explore the club's website, explain how its content is organized and how it can be accessed, and encourage a discussion about how to make it a more useful tool for you.



## Resources

Olympic Peninsula Woodturners &gt; Resources

Before you start turning, we encourage you to open, print and post in your shop this **safety document** with tips on what to do for various kinds of injuries that might occur while woodworking.

## Video Resources for Turners

OPCAAW has created a series of pages designed to offer links to video and other resources regarding a variety of turning projects:

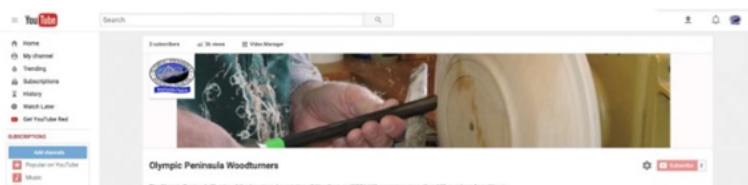
We have created a special page listing **resources for novice woodturners** that covers how to select your lathe and tools, safety in woodturning, sharpening tools, descriptions of various tools and their uses, and basic cuts and skill practice for key tools.

Just about any lathe can turn a bowl, and just about every turner eventually tries turning at least one bowl. Our page of resources about **bowl turning** gives you the basics of attaching bowl blanks to the lathe, bowl design considerations, turning a bowl, twice turning green bowl blanks, natural edge bowls and even hints about some specialty bowls.

Pens can be anything from basic to incredibly involved, created using just about any lathe, using blanks cut from simple wood boards all the way to colorful acrylic creations. Once you equip your shop with a few basic tools and accessories for pen making, you are well on your way to creating beautiful and functional items you can either sell or gift to family and friends. Check out our **resource page for pen making**.

Turners interested in understanding the process for creating lidded boxes can find links to videos on that topic on our **resource page for lidded boxes**.

## Demonstration Videos



*The top of the main Resources page on the OPCA AW.com website.*

## LOG IN / LOG OUT / JOIN US

Login Here | Not a member? Join Now

## MEMBERSHIP RENEWAL

You must log on to the website with your user name and password first before you can renew your lapsed 2021 membership. Then use the **renew link**.

Dues are \$30 per year for an individual; \$50 for a family.

## MEETINGS

Regular meetings are the last Wednesday of the month at the Seventh Day Adventist School, 5088 NW Taylor Road, Bremerton, WA. Check the upcoming events section below for specific information.

## LATEST NEWSLETTER



In this first section you will also find links to the other three topic-based Resources pages: Bowl Turning, Pen Making and Lidded Boxes.

The second section of the page contains links to videos of demonstrators who have visited our club. There are videos of many demonstrations that have taken place since the beginning of 2017. Unfortunately, with the pandemic and the rapid increase in the use of remote virtual demonstrations by big-name wood turners, it is difficult for the club to archive and make available videos of recent demonstrations.

Demonstrators who teach our club via Zoom own the videos of their demonstrations and often place significant limitations on who can see them and for how long. In many cases, they limit access to the videos to club members only, and limit the time we can access the videos to the 30 days after the demonstration. We control access to the videos of demonstrations by our own members; but not for demonstrations done by regional or nationally recognized wood turners.

The next section offers links to the American Association of Woodturners and to wood turning groups from Vancouver, BC to Portland, OR. Follow these links to learn about what our neighbor wood turning groups offer and to see the resources they post on their websites. Of course, the American Association of Woodturners is our national parent and is a valuable source of information on woodturning. Some parts of their site are for members only (and we encourage you to become AAW members), but other parts are open to all.

### For Novice Turners

Olympic Peninsula Woodturners > Resources > For Novice Turners



You've just been given or purchased a wood lathe and some tools to go with it. Now what do you do?

Woodturning is not just plug-and-play. One of the great benefits of membership in OPCAOW is that you have a built-in support system for your new craft. In addition to our formal **mentor program**, members of the organization are always glad to host a new turner in their shops, answer turning inquiries on our **Facebook** page, or even come to your shop to share information about our craft.

We strongly encourage beginning and novice turners to take advantage of the skills and expertise of OPCAOW members.

We have set up this page intentionally to present information for beginning turners in an order that may be most helpful to getting you started with our craft. In general, the order is as follows:

- Selecting and understanding the basic parts of a lathe
- Safety in turning
- Sharpening and why sharp tools are so important
- Ways to hold items on your lathe
- Woodturning tools and their use
- Basic cuts that underly successful woodturning.

The following web videos are of specific value for beginning and novice woodturners. The run time of each video is listed in parentheses.

#### Getting started

- **Selecting** a wood lathe. (8:49)
- Brendan Stemp's **choosing a wood lathe** (21:40)
- **Anatomy of a wood lathe**. AAW video by Lauren Zenreich (5:59)
- How to **get started** in woodturning. Shows the components of a small and large lathe and demonstrates some basic turning. (20:51)

#### LOG IN / LOG OUT / JOIN US

Login Here | Not a member? Join Now

#### MEMBERSHIP RENEWAL


You must log on to the website with your user name and password first before you can renew your lapsed 2021 membership. Then use the **renew link**.

Dues are \$30 per year for an individual; \$50 for a family.

#### MEETINGS

Regular meetings are the last Wednesday of the month at the Seventh Day Adventist School, 5088 NW Taylor Road, Bremerton, WA. Check the upcoming events section below for specific information.

#### LATEST NEWSLETTER



*Our website's Resources page for Novice Turners .*

Following is a section called "Sources for woodturning videos." This section lists a number of U.S and English turners who have YouTube channels that offer helpful videos.

If you are interested in online wood turning forums, the next section has links to two of those.

Further down the page are links to a number of documents that were either handouts at past club demonstrations or other resources. You can find anything from a calculator to figure out the angles for making segmented rings to a document showing a diagram for turning a lamp.

There are so many links to resources on these pages that it makes no sense to try to list them all. Please spend a few minutes on [OPCAAW.com](http://OPCAAW.com) sometime to take a deep dive into our Resources pages. You may be surprised at all that you find.

Don't forget to contact me to indicate what pages under development you would most like me to focus on and put up on the site.

We'll continue to explore other sections of the website in newsletters over the coming months.



Previous articles were:

- January: Home Page
- February: The online calendar
- March: The newsletter archive
- April: The photo gallery

If you have any thoughts about how we can make any part of our website better, please contact me at [webmaster@opcaaw.com](mailto:webmaster@opcaaw.com) with your thoughts and ideas.

Jeff Brody

(Jeff Brody is a board member and webmaster for OPCA AW. He's retired from a career in journalism and communications and has been turning since 2012.)



**OREGON WOODTURNING SYMPOSIUM**

**THE OREGON WOODTURNING  
SYMPOSIUM**

**Is now planned for  
March 17-19, 2023 in  
Albany, Oregon**



## Daily Skills Practice

I had the opportunity to visit one of our mentor's shop (Jim Leary) when I was dropping off wood from last month's auction. Looking around his shop at all of the wonderful things he does, I saw a pile of bead and cove sticks.

Here is someone who turns professionally for many decades, and continues to do basic practice every day he turns. Both as a warmup and to keep his technique honed to a very keen edge. I know from coaching at many different levels, that daily practice of the same basic routine is critical for being able to perform your best. There is a reason why all athletes from middle school to professional sports, perform basic drills every day. And no, it's not cause the coach needs a break or can't think of anything else... it is the fastest way to get very good at something.

Since we have the county fair coming up in August, I thought I would change up my daily routine from eggs and bead and cove sticks to finger tops. I do about 4-6 tops each day I am on the lathe. I take my time and work on perfecting each and every cut. It doesn't matter which tools you are using gouge or skew. Try to make each pass perfect. I



know I don't succeed at this, and I don't let it get to me. As long as I get better each day, I am happy. On the last couple of tops, I might try something new... chattermarks.



Even if you don't turn every day, just imagining how many tops we would go into the fair with, if each member took one week a month and turned tops as part of their daily practice.

Tim Larson, [PublicRelations@OPCAAW.com](mailto:PublicRelations@OPCAAW.com)

**Our  
Mentor  
member  
George  
Kromka  
Has  
YouTube  
videos on  
turning  
tops three  
different  
ways:**

[https://  
www.youtu  
be.com/  
watch?  
v=g4Rlhge  
tIWU](https://www.youtube.com/watch?v=g4Rlhge-tIWU)

**MAY 2022**

**PAGE 9**

## CLUB SPONSORS


Many of these sponsors will honor your current membership badge with a discount.



[www.nilesbottlestoppers.com](http://www.nilesbottlestoppers.com)



Sumner Woodworker Store



Show-quality  
figured bowl, pen, and  
spindle blanks

[nwfiguredwoods.com](http://nwfiguredwoods.com)

800-556-3106

"When the  
wood is  
pretty,  
keep it  
simple!"

Mike  
Mahoney

## BOXMASTER TOOLS

### D-WAY TOOLS

Simply the finest  
lathe tools available



[www.D-WayTools.com](http://www.D-WayTools.com) DWayTools@hctc.com 360-689-4541

MAY 2022

PAGE 10



## CLUB SPONSORS

Many of these sponsors will honor your current membership badge with a discount.

**CRAFT SUPPLIES USA**  
THE WOODTURNERS CATALOG

- Low Price Guarantee
- Largest Selection
- Quality Products
- Superb Customer Service
- Fast, Low Cost Shipping
- Family Owned Since 1982

**LOW PRICE GUARANTEE**  
We shop our competitors so you don't have to!  
woodturnerscatalog.com/PriceGuarantee

We constantly compare our prices to other companies to make sure we offer you the best possible price. If you find a lower price elsewhere, we'll match or beat the price!

1-800-551-8876 • woodturnerscatalog.com

[www.edensaw.com](http://www.edensaw.com)  
Port Townsend: 211 Seton Road  
Port Townsend, WA 98368  
(360)-385-7878  
Fax: (360) 385-5215  
Toll-Free: (800) 745-3336

**EDENSAW**  
WOODS, LTD.

Now with a full line of  
Rockler Supplies

TURN TO  
PACKARD  
FOR QUALITY  
TURNING TOOLS  
AND SUPPLIES

**Packard**  
WOODWORKS  
INC.

The Woodturner's Source

[www.packardwoodworks.com](http://www.packardwoodworks.com)  
1-800-683-8876

W   F	<h1>WANE + FLITCH</h1> <p>LIVE EDGE WOOD FURNITURE</p> <p><a href="https://www.waneandflitch.com/">https://www.waneandflitch.com/</a> (253) 200-5939</p>	W   F
-------------	--	-------------

Create with Confidence

**ROCKLER**  
WOODWORKING AND HARDWARE

[www.rockler.com](http://www.rockler.com)  
345 Tukwila Parkway  
Tukwila, WA 98188  
206-244-9161

**COOK**  
WOODS

877-672-5275  
[Www.cookwoods.com](http://Www.cookwoods.com)

**The BoardHoarder**

Wood for the woodworker

Steve Bartocci, 206-359-4300 • [wopwoody@comcast.net](mailto:wopwoody@comcast.net)

# The Mentoring Program

**CONSIDER A MENTOR**—The OP-CAAW **Mentors** are a select group of artisans and professionals who we have designated to promote, encourage, and guide novice and intermediate woodturners within our organization. Mentors provide counsel on subjects like shop setup, equipment purchase, safety, wood preparation and specialized skills. These are some friendly folks willing to give you a point in the right direction.

While not actually a formal training program, meetings with mentors often become just that. In some cases, ad-

vanced formal instruction is available at an hourly rate.

OPCAAW Mentoring is **available only to members**. Please bring your current badge with you to the first session.

The current Mentors are:

<b>George Kromka</b> (Bremerton)	360-373-1028
<b>Jim Leary</b> (Kingston)	360-913-8073
<b>Brad Stave</b> (Gig Harbor)	206-910-5459
<b>Scott Overby</b> (Port Orchard)	360-535-3203

Go to this [link](#) on our [website](#) for an updated article on the Mentor Program — what it takes to be a good mentor!

## BOARD OF DIRECTORS

**Brad Stave**, President

C: 206-910-5459

[President@OPCAAW.com](mailto:President@OPCAAW.com)

**Larry Lemon**, Past President,

FaceBook Admin

C: 253-278-9058

[PastPresident@OPCAAW.com](mailto:PastPresident@OPCAAW.com)

**Tim Larson**, VP Public Relations

C: 360-930-1064

[PublicRelations@OPCAAW.com](mailto:PublicRelations@OPCAAW.com)

**Jeff Brody**, VP Membership (Interim)

C: 360-710-2800

[Membership@OPCAAW.com](mailto:Membership@OPCAAW.com)

**Roger Dunn**, VP Training

C: 206-948-3551

[Training@OPCAAW.com](mailto:Training@OPCAAW.com)

**Denise Larsen**, Secretary

[Minuteman@OPCAAW.com](mailto:Minuteman@OPCAAW.com)

**Ray Ewing**, Treasurer, FaceBook Admin

C: 360-813-2820

[Treasurer@OPCAAW.com](mailto:Treasurer@OPCAAW.com)

**Dale McDaniels**, Sergeant-at-arms

[SergeantatArms@OPCAAW.com](mailto:SergeantatArms@OPCAAW.com)

**Jeff Brody**, Board Member at Large,

Webmaster

C: 360-710-2800

[Webmaster@OPCAAW.com](mailto:Webmaster@OPCAAW.com)

**Brad Powers**, Board Member at Large, audio

C: 360-271-7965

[AtLarge1@OPCAAW.com](mailto:AtLarge1@OPCAAW.com)

## STAFF POSITIONS

**Vern West**, Librarian

H 360-479-8634

**John Clauson**, Glue & Sandpaper Sales

**Open**, Video Director

**Open**, Cameraman

**Bruce Claiborne**, Cameraman

C: 206-498-3045

**Valerie Henschel**, Wood Auction, Facebook Moderator

C: 360-808-7743

Show & Tell photos from previous month's meetings are posted on our [website](#) at:

<http://opcaaw.com/gallery/>

**CHATTERMARKS** is produced by and for **The Olympic Peninsula Chapter of The American Association of Woodturners - OPCA** and is published monthly electronically. All articles are copyrighted by **OP-CAAW** unless otherwise noted. *Letters to the Editor* and article submissions are welcome.

Brad Stave, Editor