



CHATTERMARKS

The eNewsletter for Woodturners of Western Puget Sound

Lichtenberg

A shocking way to treat your art!

Georg Christoph Lichtenberg (1742-1799) is credited with developing the high voltage machine that creates what is known as Lichtenberg Figures by burning a branched tree figure into a medium (wood) using an electrolyte solution to carry the electrical charge across the surface of the wood.

Wood is not a good conductor of electricity and would normally not respond to an electric charge if placed across the surface. However, painted a little water with baking soda added and you have a great surface upon which to connect the electric spark from two different probes. Place your insulated probes on the wood surface and turn the machine on. Watch the pyro techniques as you enter a different world of wood pyrography.

When working with toys like this, it's always nice to be very aware that these little machines, if not used safely can cause your last will and testament to mature. (e.g. you die.) So be very careful.

Once you have overcome the panic of dealing with something potentially harmful to your existence, you can do some amazing things with it. The web is full of videos showing demonstrations creating Lichtenberg Figures.



You can find many videos on creating Lichtenberg Figures at the following places—[One](#), [Two](#), [Three](#), [Four](#)—and so on.

There are many videos that show HOW to make the machine, but it is discouraged to even think about making your own as these devices are incredibly dangerous—unless you have multiple layers of safety built into them.

This month, for your viewing pleasure, our very own fearless leader, the amazing Larry

Lemon, the Lichtenberg Lightning Worker will demonstrate the art of wood pyrography using his purchased Lichtenberg machine. Larry will review safety details of dealing with the machine that he bought from [Conestoga Works](#) and feels is safe to use.

Join us at this month's general meeting on April 26th to see Lichtenberg figures burned into wood. Lemon will also be at the sawdust session on Sunday, April 30th to demonstrate his new machine. He will also provide a chance for you to try it out.

Apr 2017

Regular meeting is the last Wednesday of the month

Meet & Greet at 6 PM followed by announcements at 6:30.

Kitsap Adventist School Gymnasium
5088 NW Taylor Road
Bremerton.

Other activities include

Featured Demonstration, Refreshments, Show and Tell, Wood Auction, Sandpaper & Glue sales.

See our website at

OPCAAW.COM

PRESIDENTS MESSAGE – April 2017**By Larry Lemon**

I had the opportunity to attend the **AAW Regional Symposium in Albany Oregon** last month. What a fantastic experience! I highly recommend it in the future for anyone that can swing it. With that in mind the AAW National Symposium this summer is in Kansas City and a Regional one in Utah. **Next year's National will be held in Portland Oregon** and it would be well worth your time and money to set your sights on it for next summer. Put it on your calendar June 14-June 17, 2018.

I enjoyed watching the one-and-a-half hour live demonstrations by **Stuart Mortimer** from England on spiral twists in many forms; **Dixie Briggs** on relief carving; **Nick Cook** on production turning for sales & salt shakers and pepper mills. I also attended demonstrations by **Jon Magill** on the Rose Engine; **Stuart Batty** on the perfect art of cutting; **Christian Burchard** on basket forms (thin Madrone vessels) and **Don Ward** on acrylic pen casting. Each Demo was informative and challenging in some way. There was also a sales floor where you could touch, feel, drool and purchase wood, tools and equipment; talk to the company reps and learn more about each display. The display area was very impressive with all types of turnings on display. I am looking forward to seeing the embellishing techniques from our club members at the Show and Tell.

At last month's meeting I was talking about the technique of microwaving with a cup of water. It has been interesting seeing some attempts with varied success reported on Facebook. I have also had reports of great success from individuals who are not reporting it on Facebook. I am sure that there are many variables that come into play. Power of the microwave, moisture content of the wood to start, size and surface area of the cup of water, attentiveness of the operator to watch and detect noises and smells that may indicate something is awry. My hope is that we all stay open to

new ideas, try them out and see what fits for you. Each of us develops our own techniques and skill set, which is what, makes us all unique.

If you have not paid your dues, \$30/year, please do so as soon as possible. . If you have never been a member of the national AAW now is the time since they are offering a half price membership of \$30. This is for local chapter members only so you would need to be a member of OP-CAAW is take advantage of the AAW offer.

We are moving forward with the process of becoming an official 501 C-3 organization and also improving our sound system. If you have any input, thoughts or concerns regarding what the board is doing or hoping that we would address something of importance to you, please contact me or any board member. We always are open to suggestions.—LL

**April Sawdust Session**

This month a Sawdust Session is Sunday April 30 at the Kitsap Adventist School. The times will be from 9 am to 3 pm.

Scheduled this month will be **Jeff Jackson** demonstrating thread making for boxes using a jig with a power cutter for the threads.

John Elliott will again be demonstrating tool control and showing how with the turning of honey dippers and tops. Remember you can use this information to practice making tops for the Kitsap County Fair, where the club will be having a booth to spread the word about what we do. The tops are to entertain the kids while we talk to the parents. Each month a bucket is placed on the Show and Tell table for your top donation.

Larry Lemon will be demonstrating his new Lichtenberg machine, doing pyrography in a new fascinating way. Bring a turned and sanded, but not finished item, and you can try out the machine on your unfinished piece.

George Kromka will be talking about dyes and other types of embellishments that you can

Continued on page 3

“Turn it to shape, sand it to submission and drown it in Polyurethane.” –

Richard Moran

Sawdust Session demonstrators—

use on your art. Be sure to catch his presentation. It's to dye for.

Jimmie Allen will be doing both box making and sharpening. If you have a troublesome gouge, bring it to the SS and let Jimmie show you how to improve the grind. At the same time he will be showing you the finer points of box making using his negative rake scraper.

Jamie Straw will be staffing her "Novice Table" offering insight and advice to those who are getting started in our fun craft.



AAW New Member Promotional

The parent organization of the Olympic Peninsula Woodturners, the AAW, is having a membership promotional going on now. For any person who has never been a member of AAW and wants to apply now, the membership fee will be 50% of the normal fee for the first year. That's \$30 instead of \$60.

Larry Lemon will have information and application cards available at the April meeting. To qualify for the 50% off, you will have to navigate to a special place on their web site. Larry will have the details.

Also, to get the 50% promotional on the AAW membership, you *have* to be a member of a local chapter—hint, hint.



The Festivals Are Coming!!

Get ready gang! The summer festivals are around the corner. When the sign-up sheet is passed around, be sure to snag a time. Turning expertise is not a requirement. Just enthusiasm for what we do.

Talk to those who have volunteered and they will tell you that it's a great experience. You'll meet a lot of new people that are interested in turning, just like you were in the beginning, and only need a nudge to come to a meeting.

Tip Corner



After applying finish to a woodturning, the item has to be placed somewhere to dry on something with minimal surface contact. I have made drying stand from dowels, nails, wires, and similar objects, but with mixed results and satisfaction. Items often did not balance correctly, or there was too much surface contact, or whatever I had set up was not the proper size for what I needed. In addition, any system I used took up too much storage space.

All of these problems disappeared when I began using short lengths of **band-saw blades** as drying stands. Just cut an old bandsaw blade into short sections using tin snips or wire cutters. Bend those segments into V shapes, and arrange the segments as needed to support your objects. The points of the bandsaw blades provide minimal contact with the wood, yet the V's are stable and can be placed in any configuration and spacing required. Dozens of these stands can be stored in a small box.

Another advantage of this application is finally discovering a reason to save all those old bandaw blades that are too dull to use but too good to discard.

~Hershel Miller, Millington, TN
Another turner sharing his ideas~



The biggest lie I tell myself is, "I don't need to write that down, I'll remember it."

Calendar of events, shows, classes and other things

2017

Apr 26—	Larry Lemon demonstrating the Lichtenberg embellishment machine.
Apr 30—	Sawdust Session—Sunday 9 am—3 pm.
May 29—	Monthly Meeting Jimmie Allen & Jamie Straw on Negative Rake Scrapers.
Jun 28—	Monthly Meeting-Ralph Linberg—holding wood on the lathe.
Jun 22-25	AAW 31st Annual Symposium. Kansas City, MO For more Information .
Jun 2018	AAW 32nd Annual Symposium, Portland OR. Mark your calendars.

And the Challenge is.....

The president's challenge for April is "*embellishment*". There are no restrictions. Paint it, burn it, score it, dye it; whatever you desire.

It won't help for the show and tell at the meeting, but said president will be demonstrating (page 1) a special pyrography using a Lichtenberg Machine at the meeting (Apr 25th) and then will have his machine available at the Sawdust Session on Apr 30 to give you an opportunity to zap your own wood.



More embellishment opportunities

Coincidentally the Strait Turners out of Sequim will be hosting **Helga Winters** who will be speaking on her techniques of embellishing with acrylics, oil paints and encaustic finishes.

Helga, a long-time turner from the early 1980s discovered Madrone when she moved to the northwest in 1987. She now primarily turns Madrone. She usually turns it wet and thin and lets it do its warping naturally. Then she will then apply some treatment of color to enhance her art piece.

Strait Turners will hold their meetings at the Gardiner Community Center at 980 Old Gardiner Rd between Sequim and Discovery Bay. The next meeting will be Tuesday April 25th. For more information go [here](#).



Nag, Nag, Nag

We realize that you have a lot on your mind and **your dues** to the club are not on the top of the list. For US, however, we need the funds to continue to bring you the best in demonstrations and presenters.

Half of the club's budget comes from dues. The other half from the wood auctions. So please support your club. Pay your dues, bring great wood to the auction and bid often and bid high during the sale.



Pic-A-Nic in August

Save the date! This year's Turners potluck picnic will be held on Saturday, 12 August from noon to 5 PM. This year it will be held at the beautiful home of Dan and Kathy Ackerman in Brinnon, WA. It will be a day to look forward to, with plenty of shaded seating areas for relaxing, the waterfront for splashing and clamming, BBQ and yummy potluck dishes, and the always popular lawn golf game. After the scenic drive up there, take this opportunity to kick back, share a great meal, and get to know others in the membership.

The Ackerman's have a five acre spread that is half in pasture with a garden and orchard of mixed fruit. They also own 200 feet of the beach which can be fun for the kids (no matter what age) and if the tides cooperate, maybe a little clamming will be in the offing.

"If it it is almost sharp it will almost cut."

- unknown

Thank you, Thank you

Once again, thank you for remembering that the treats furnished at the “snack stand” are not free and your donation helps defray the cost of providing them.



Chair Brigade

Another ‘Thank You’ to those that stay behind a few minutes and help stack the chairs on the dollies and tables on the racks. It makes cleaning up so much faster and easier for the one in charge of getting the gym ready for the meeting.



Woodturner’s Estate Sale

The Woodturners of Olympia will be having a huge tool sale on April 22nd in Olympia. The tools are a part of the **estate of Larry Hauch** who died recently and willed his equipment to the Olympia Club.

The list of equipment is 5-1/2 pages long. An excerpt of the long list includes—

- Table top Hitachi bandsaw
- 29 gal Craftsman compressor
- 20 gal Craftsman shop vac
- Craftsman 10” table saw
- 9” Jet Planer
- Delta 6” grinder
- Delta 12” planer
- Bar and C clamps
- Husky rolling tool chest
- Shop Fox 1758 wood lathe
- Large selection of wood turning tools

The sale Saturday Apr 22, will be from 9am to 4pm. If there is anything left over, it will be offered at a deep discount on Sunday Apr 23. 9am to noon.

The location of the sale is
4002 Yorkshire Dr SE
Olympia WA 98513

Any questions can be directed to Larry Miller at sawdusterlarry@hotmail.com.



Membership List

Many members have been asking about the possibility of having a listing of members so that they can be contacted outside of the meetings.

Other member recoil at the idea saying that they don’t want their phone numbers or email addresses out there for easy harvest.

The Board, after polling members at a meeting, has decided to proceed with a Membership List on an **OPT-IN** basis only. You will be placed on the listing only to the extent that you want. If you only want your phone number or your email listed, it will be limited to just that. Or if you don’t want to be “out there,” you won’t be included.


So when the clipboard is passed around, mark your choice of how much information you want included on the listing.

It should go without saying that this list is for internal use only and should not be shared with anyone outside of the club and any time you might send a multiple recipient email, you should **ALWAYS USE BCC**. This list is NOT to be used to solicit from your fellow member. Bad Karma, Dudes.



Face Book

Don’t forget the club’s Face Book page. Post photos your latest turnings. A sort of private Show and Tell. Look at what others are working on and perhaps get an idea for your own lathe. Check us out on [Facebook](#).



Member-to-Member For Sale

Oneway 1018 For Sale—\$1000





Lynn Taylor is offering for sale his Oneway 1018 "King of the Mini-lathes"

The lathe has a 1 hp motor, 120v and an electronic variable speed. At the model implies, it has a 10" throw and 18" length from spindle to tailstock.

The machine also comes with an assortment of faceplates, but no chucks.

Contact him at 360-385-3666 or email at lynnctaylor368@icloud.com for more information.

Home-made Bowl lathe—\$475



Jim Conway is offering for sale a home-made "Bowl Lathe", designed and used by an old engineer/bowl turner. As a dedicated bowl lathe, it has no tailstock, although one could be designed and added.


It has a 2 hp, 220v motor with an electronic variable speed control. It was designed and built very solidly and comes with two HD chucks and an array of faceplates and tool rests. The spindle is a unique 1"-10tpi but adaptors are available for the standard 8tpi.

Contact Jim at OPCAAW@gmail.com or 360-531-0168

"A bowl is nothing more than a large bead with a cove in it."

(Anon)

Jeff Brody's embellished entry



A proud sponsor of The Olympic Peninsula

Woodturners

5963 Corson Avenue South, Seattle 206-767-6394

Apr 2017

Page 6

CLUB SPONSORS

Many of these sponsors will honor your membership badge with a discount.

CRAFT SUPPLIES USA
THE WOODTURNERS CATALOG

- Low Price Guarantee
- Largest Selection
- Quality Products
- Superb Customer Service
- Fast, Low Cost Shipping
- Family Owned Since 1982

LOW PRICE GUARANTEE
We shop our competitors so you don't have to!
woodturnerscatalog.com/PriceGuarantee

We constantly compare our prices to other companies to make sure we offer you the best possible price. If you find a lower price elsewhere, we'll match or beat the price!

1-800-551-8876 • woodturnerscatalog.com

www.edensaw.com
Port Townsend: 211 Seton Road
Port Townsend, WA 98368
(360)-385-7878
Fax: (360) 385-5215
Toll-Free: (800) 745-3336

EDENSAW
WOODS, LTD.

Now with a full line of
Rockler Supplies

TURN TO
PACKARD
FOR QUALITY
TURNING TOOLS
AND SUPPLIES

Packard
WOODWORKS
INC.

The Woodturner's Source

www.packardwoodworks.com
1-800-683-8876

D-WAY TOOLS Simply the finest
lathe tools available

www.D-WayTools.com DWayTools@htc.com 360/432-9509

Create with Confidence

ROCKLER
WOODWORKING AND HARDWARE

www.rockler.com
345 Tukwila Parkway
Tukwila, WA 98188
206-244-9161



877-672-5275
Www.cookwoods.com

The Board Hoarder

Wood for the woodworker

Steve Bartocci, 206-359-4300 • wopwoody@comcast.net

CHATTERMARKS
is produced by
and for

The Olympic
Peninsula Chapter of The American Association
of Woodturners -
OPCAAW

and is published
monthly both
electronically
and for printed
distribution. All
articles are copyrighted by OP-
CAAW unless otherwise
noted. Letters to
the Editor and
article submissions are
welcome.

Jim Conway,
Editor

The Mentoring Program

CONSIDER A MENTOR—The OPCA AW Mentors are a select group of artisans and professionals who we have designated to promote, encourage, and guide novice and intermediate woodturners within our organization. Mentors provide counsel on subjects like shop setup, equipment purchase, safety, wood preparation and specialized skills. These are some friendly folks willing to give you a point in the right direction.

While not actually a formal training program, meetings with mentors often become just that. In some cases, advanced formal instruction is available at

an hourly rate.

OPCA AW Mentoring is available only to members. Please bring your current badge with you to the first session.

The current Mentors are:

Dan Ackerman (Brinnon)	360-796-4155
Tones Briggs (Port Orchard)	360-271-6448
Bob Hickernell (Bremerton)	360-479-5501
George Kromka (Bremerton)	360-373-1028
Jim Leary (Kingston)	360-297-5872
Jim McFarland (Shelton)	903-352-9807
Brad Stave (Gig Harbor)	206-910-5459

OPCA AW Officers & Staff

BOARD OF DIRECTORS

Larry Lemon, President

C: 253-278-9058

President@OPCA AW.com

Jamie Straw, VP Training & Education

C: 360-551-9233

Training@OPCA AW.com

Jim Conway, VP Public Relations

C: 360-531-0168

PublicRelations@OPCA AW.com

Larry Matkins, VP Membership

C: 360-551-1044

Membership@OPCA AW.com

Vern West, Secretary

H: 360-479-8634

Secretary@OPCA AW.com

Jon Geisbush, Treasurer

H: 360-297-1773 C: 360-362-2869

Treasurer@OPCA AW.com

George Otterson, Sergeant-at-Arms

C: 206-295-7086

SergeantatArms@OPCA AW.com

To email all Board of Directors at once—

BOD@OPCA AW.com

To email all Staff email at once—

Staff@OPCA AW.com

STAFF POSITIONS

Jeff Brody, Webmaster

360-551-1044

Webmaster@OPCA AW

Pam Kellington, Special Events Coordinator

C: 815-543-6639

SpecialEvents@OPCA AW.com

Jim McFarland, Librarian

903-352-9807

Barbara Davis, Glue & Sandpaper Sales

C: 360-731-2725

Jeff Childs, Video Director

C: 360-303-7074

Jeff Nagley, Cameraman


360-229-3900

_____, Cameraperson

360-551-9233

Stan Stumbo, Audio

206-842-1458



Show-quality
figured bowl, pen, and
spindle blanks
nwfiguredwoods.com

**"If you don't
blow up a
bowl every
now and
then,
you aren't
trying hard
enough."**

**-- Dick Raffan,
Master
Woodturner**