

Round Robin II

Aug 2017

According to Jamie Straw, VP of Training, it's time for another Round Robin! If you missed the last one, it is multiple demonstrations going on simultaneously. Round Robin will be many mini-demonstration where you can get 'up close and personal' to the demonstrator. It's a chance to ask the questions you were afraid to ask in a room-full of people, but you still want to know.

Currently in the line-up will be—

- **Jamie Straw and Larry Lemon** will give a demo—outside—of preparing a log for turning using a chainsaw and/or a bandsaw.
- **John Elliott** will be turning green wood and giving you tips on what to look for with green vs. dry seasoned wood.
- **Ellen Winnie** will show how to turn miniature hollow forms and the tools that you can make yourself to accomplish the task.
- **George Kromka** will show how to use TransTint for coloring wood.
- The ubiquitous **Jimmie Allen** will be demonstrating lidded box making. Jimmie has refined the art of box making and intends to teach the world the fun he has making boxes.
- **Jamie** will also be demonstrating the use of Anchorseal and just plain old wax for sealing your wood while you wait to have time to turn it. Jamie will also have a supply of Anchorseal available for you to purchase to use on your own wood blanks.



Regular
meeting is
the last
Wednesday,
of the month

Meet & Greet at
6 PM followed by
announcements
at 6:30.

Kitsap
Adventist
School
Gymnasium
5088 NW
Taylor Road
Bremerton.

Other
activities
include

Featured
Demonstration,
Refreshments,
Show and Tell,
Wood Auction,
Sandpaper &
Glue sales.

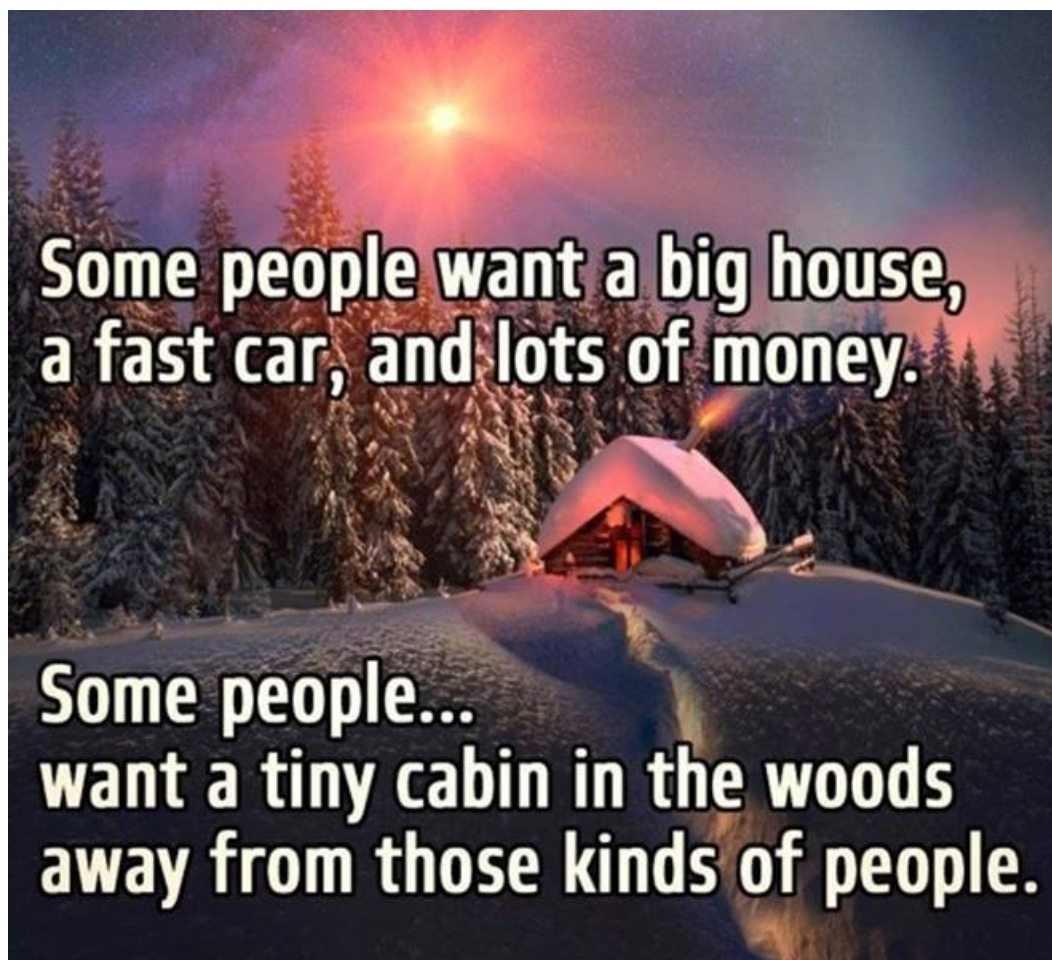
See our
website at

OPCAAW.COM

The Kitsap County Fair starts August 24th, and your president is deep into coordinating the setting up and operation of the booth.

For that reason, there will be no Presidents Column this month.

***The only message he has is—
Come out to the Fair. Help in the booth. Enjoy the activities. See you next week.***



**Some people want a big house,
a fast car, and lots of money.**

**Some people...
want a tiny cabin in the woods
away from those kinds of people.**

Calendar of events, shows, classes and other things

CHATTERMARKS

2017

- August 24-27 Kitsap County Fair—OPW to have a booth to demo and educate. Sign up for a shift.**
- August 30— August monthly meeting—Round Robin Demos with 3 focusing on chainsaw ing and bandsawing wood into turning blanks.**
- Sept 27— Monthly meeting-David Lutrick demonstrating Sea Urchin ornaments and ear rings.**
- Oct 8— Sawdust Session—Holiday Gifts - Demonstrators TBA**
- Oct 25— Monthly Meeting-Molly Winton on design**

A Picnic Full of Fun


This year's **Summer Picnic** for the Olympic Peninsula Woodturners had a couple a nice changes. First was the change of venue to homestead of Dan and Kathy Ackerman in Brinnon, WA. The second change was that we were joined by several of the members of the Sequim group—as this was a jointly hosted affair between OPCAOW and the Strait Turners.

The Ackermans live on a unique piece of property right on the Hood Canal, which gave some enterprising people and their kids a chance to dig for clams. As they dragged their buckets back from the shore, Dan gave them advice on what to do to make sure the little buggers spit out all of their sand.

For those that just wanted to wander, there was the oversized garden with its bounty of tomatoes that Kathy shared with us for lunch. Also there was the vineyard that greeted you as you made your way to the back yard, and out back was the orchard with umpteen varieties of apples, peaches, pears and figs. Dan made sure everyone got a chance to taste the ripe figs right off the bush/tree.

For several groups of the venturous, there was Lawn Golf using your own turned ball and bowling pins placed around the grounds and numbered one to eighteen.

For most, it was a day to kick back, relax and spend some time just chatting with other members and getting to know those who haven't been on their radar before.



August 2017
Page 3

The Fair is here

For the past few years, the Olympic Peninsula Woodturners has had a presence at the Kitsap County Fair—one of the larger fairs in the region. The goal? To educate the visitors to the craft of wood turning and let them know that we exist. We are here to be the focal point for all things of wood turning around the Hood Canal.

In the past, we have attracted people that have an interest in the craft and many have joined our club. It's an outreach that helps us grow in number and diversity.

The Fair is from August 24 through August 27. If you have missed the sign-up sheet to schedule volunteers to staff the booth, now is the time to call your President, Larry Lemon and lend a hand.

At the booth, we will be demonstrating different types of turning. If turning in public is not your thing, you could also be the clubs representative and share your experience and enthusiasm in the club.

Call today, join in the fun.



Looking for Sgt-at-Arms

Due to health issues, George Otterson has had to drop out as our club Sgt-at-Arms. We are down one board member and need someone to step forward to fill the position.

Duties: Basically the S-A-A works one day a month and attends the Board of Directors meeting two weeks prior to the general meeting.

On the day of the meeting, the S-A-A would be responsible for purchasing snacks for the meeting and arriving at the school around 4:30 PM to begin set-up of the chairs and tables. The S-A-A will also set up or delegate someone to set up the snack stand and make coffee.

There are usually many members arriving early that will and can help with the set-up.

After the meeting, the S-A-A is responsible for putting up all of the chairs

and tables into storage. Again there are many members that will be there to help.

A final sweep of the floor is made and the S-A-A locks up the school and leaves.

If the time involved is beyond what one person can perform, the Board can see spreading the duties over two people.

Speak to Larry Lemon if you would be interested in helping your club.—JTC



Show and Tell photos from club
website—OPCAAW.com



I recently misjudged the clearance I needed to step over a box on the floor. My foot tangled with the box. The box won, and I went down to the floor. Fortunately the box was full of packing material, so my fall on top of it was softened somewhat.

I still had to make a trip to the chiropractor's office, though.

Lesson? Keep your floors clear of debris and tripping hazards.—JTC

Nova 3000 For Sale

Jeff Childs has a Technatool Nova 3000 wood lathe for sale. He says it is in excellent condition and has had a limited hobby use.

It is a 16-24 (16" swing over the bed and 24" length), 1-1/4" x 8 tpi spindle, and a 1.5 hp motor. The Leeson motor has a Speedmaster electronic variable speed controller. It also has an outrigger accessory to turn bowls larger than 16".

The lathe is on a steel stand. See photos below.

Jeff is asking \$950 for this lathe. You can contact him at 360-303-7074.




Bowl Lathe For Sale

Jim Conway has a dedicated bowl lathe for sale, designed and built by an engineer, wood turner. It comes with two heavy duty chucks and an assortment of faceplates and tool rests. It also has a tool rack at the end for easy access.

The 12" clearance gives you the capacity to turn a 24 inch bowl

Jim is asking \$450.



Best Advice for Newbies

By Ron Brown from <http://ronbrownsbest.com>

My best advice doesn't have anything to do with tools, chucks, wood, or finishing. My best advice for all turners both new and seasoned is to find a wood turning club in their area and make the effort to attend the monthly meetings faithfully. The members have faced all of the issues you will eventually face from which lathe to acquire, to proper tool selection and sharpening to sanding and finishing. They have traveled these roads before you and are eager to selfishly share their solutions. You have dozens of built in mentors usually free for the asking.

The **show-and-tell** portion of each club meeting is a mini gallery which provides inspiration, encouragement and learning opportunities for everyone.

Guest presenters bring fresh new ideas and methods. I can always tell when certain folks have visited a local club by the type of turnings I see. Nick Agar will do textured colored material; Michael Gibson will do very thin pierced and carved turnings with a tea pot thrown in somewhere. Kirk Deheer will do hand chased threads and John Jordan will do hollow forms with ribbed carving on pieces resembling large seeds. Stewart Mortimer will certainly inspire open twisted ribbed hollow forms. Cynthia Gibson will leave her audience rushing to purchase pyrography equipment and Jimmy Clews' fingerprint will be on winged bowls with colored dyes.

Clubs are an opportunity to get fired up and turned on to new ideas. They are a chance to refresh and expand the possibilities before us. They help us unlock the mysteries behind the special techniques and often just get us started down new roads we never knew were possible, because wherever you go, there you are.

(As a plug for our local club, the wood auction that we have each month is not only an opportunity for members to share their bounty with others, it gives the club the opportunity to finance more and better demonstrators as well as other functions)

Reprinted from Ron Brown's newsletter and website—ronbrownsbest.com



Burl Definition

Source—1

A **burl** is a tree growth in which the grain has grown in a deformed manner. It is usually found on the trunk, at the base of the tree, and sometimes underground in the form of a rounded outgrowth. It is caused by some kind of stress, such as injury, virus, fungus, insect infestation or mold growth.

Source—2

Wood burls grow as deformities on a tree trunk or branch that has suffered particular stress. Although their natural appearance is not particularly attractive, when cut for use in large sculpting, woodturning or furniture projects, they reveal an incredible variety of texture in the grain that produces stunning results.

Burls often grow in large sizes, several feet in length, which makes them ideal for creating large-scale unique works of art. They can serve as the basis for a variety of sculpting or other woodcraft projects.



CLUB SPONSORS

Many of these sponsors will honor your membership badge with a discount.

CRAFT SUPPLIES USA
THE WOODTURNERS CATALOG

- Low Price Guarantee
- Largest Selection
- Quality Products
- Superb Customer Service
- Fast, Low Cost Shipping
- Family Owned Since 1982

LOW PRICE GUARANTEE
We shop our competitors so you don't have to!
woodturnerscatalog.com/PriceGuarantee

We constantly compare our prices to other companies to make sure we offer you the best possible price. If you find a lower price elsewhere, we'll match or beat the price!

1-800-551-8876 • woodturnerscatalog.com

www.edensaw.com
Port Townsend: 211 Seton Road
Port Townsend, WA 98368
(360)-385-7878
Fax: (360) 385-5215
Toll-Free: (800) 745-3336

EDENSAW
WOODS, LTD.

Now with a full line of
Rockler Supplies

TURN TO
PACKARD
FOR QUALITY
TURNING TOOLS
AND SUPPLIES

Packard
WOODWORKS
INC.

The Woodturner's Source

www.packardwoodworks.com
1-800-683-8876

D-WAY TOOLS Simply the finest
lathe tools available

www.D-WayTools.com DWayTools@htc.com 360/432-9509

Create with Confidence

ROCKLER
WOODWORKING AND HARDWARE

www.rockler.com
345 Tukwila Parkway
Tukwila, WA 98188
206-244-9161



877-672-5275
www.cookwoods.com

The Board Hoarder

Wood for the woodworker

Steve Bartocci, 206-359-4300 • wopwoody@comcast.net

CHATTERMARKS

CHATTERMARKS
is produced by
and for

The Olympic
Peninsula Chapter of The American Association
of Woodturners -
OPCAAW

and is published
monthly both
electronically
and for printed
distribution. All
articles are copyrighted by OP-
CAAW unless otherwise
noted. Letters to
the Editor and
article submissions
are welcome.

Jim Conway,
Editor

The Mentoring Program

CONSIDER A MENTOR—The OPCAOW Mentors are a select group of artisans and professionals who we have designated to promote, encourage, and guide novice and intermediate woodturners within our organization. Mentors provide counsel on subjects like shop setup, equipment purchase, safety, wood preparation and specialized skills. These are some friendly folks willing to give you a point in the right direction.

While not actually a formal training program, meetings with mentors often become just that. In some cases, advanced formal instruction is available at

an hourly rate.

OPCAOW Mentoring is available only to members. Please bring your current badge with you to the first session.

The current Mentors are:

Dan Ackerman (Brinnon)	360-796-4155
Tones Briggs (Port Orchard)	360-271-6448
Bob Hickernell (Bremerton)	360-479-5501
George Kromka (Bremerton)	360-373-1028
Jim Leary (Kingston)	360-297-5872
Jim McFarland (Shelton)	903-352-9807
Brad Stave (Gig Harbor)	206-910-5459

BOARD OF DIRECTORS

Larry Lemon, President

C: 253-278-9058

President@OPCAOW.com

Jamie Straw, VP Training & Education

C: 360-551-9233

Training@OPCAOW.com

Jim Conway, VP Public Relations

C: 360-531-0168

OPCAOW@gmail.com

Larry Matkins, VP Membership

C: 360-551-1044

Membership@OPCAOW.com

Vern West, Secretary

H:360-479-8634

Secretary@OPCAOW.com

Jon Geisbush, Treasurer

H:360-297-1773 C: 360-362-2869

Treasurer@OPCAOW.com

Sergeant-at-Arms Currently open position.

C:

SergeantatArms@OPCAOW.com

Russell Neyman, Past President

C: 360-813-4484

PastPresident@OPCAOW.com

STAFF POSITIONS

Jeff Brody, Webmaster

360-692-4147 Webmaster@OPCAOW

Jim McFarland, Librarian

903-352-9807

Barbara Davis, Glue & Sandpaper Sales

C: 360-731-2725

Jeff Childs, Video Director

C: 360-303-7074

Jeff Nagley, Cameraman

360-229-3900

Ray Ewing, Cameraman

360-551-9233

Stan Stumbo, Audio

206-842-1458

Bruce Claiborne, Cameraman

206-842-2491

Chuck Cook, Cameraman


360-698-4915



A proud sponsor of The Olympic Peninsula

Woodturners

5963 Corson Avenue South, Seattle 206-767-6394



Show-quality
figured bowl, pen, and
spindle blanks
nwfiguredwoods.com